

Any work done on the machine by opening the machine up or otherwise will void the warranty unless authorization is given by Lobster, Inc.

401 - 110 volt machine Switch Box/Rotor Motor wiring

Wires from CAN

Yellow/Green (Ground)

Black (Horizontal Motor)
common lead (-)

Brown (Vacuum Motor)
common Lead (-)

Black (Vertical Motor)
common lead (-)

Blue (all motors)
hot lead (+)

Wires from Power Cord
Aqua (ground)

white (-)

Black (+)

115v 60hz Terminal
(use inside USA)

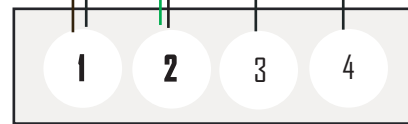
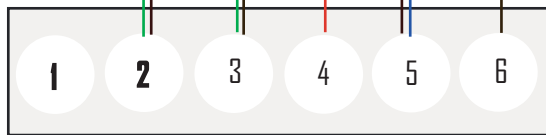
Common

230v 50hz Terminal
(do not use in USA)

Rotor Motor

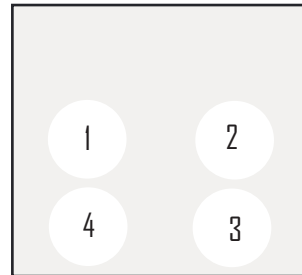
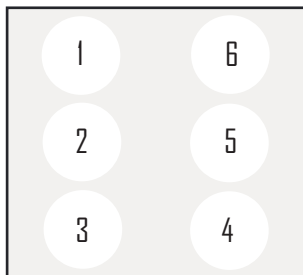
Thin wire colors used to identify circuits only, Actual wire colors may be different. Colors on fat wires do correspond to actual colors on new machines. For older machines refer only to wire descriptions, not colors.

Oscillation Switch
(diagram layout)



ON / OFF Switch
(diagram layout)

Oscillation Switch
(Actual layout)
6 Prong 3 Position Switch
P0206 DPDT



ON / OFF Switch
(Actual Layout)
4 Prong 2 Position
P0207 DPST