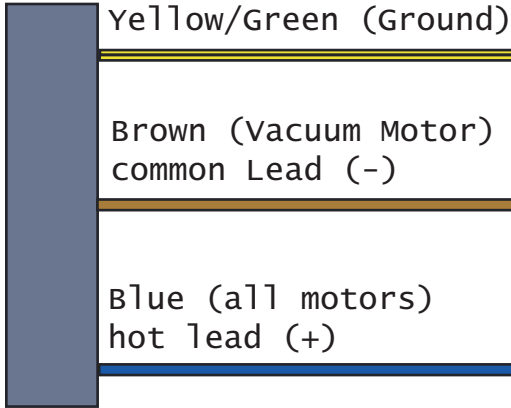
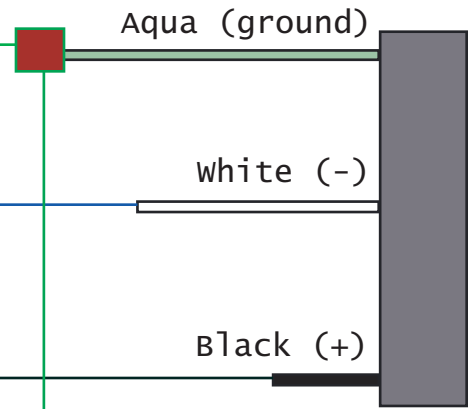


# 201 -110 volt machine Switch Pan/Oscillating Motor wiring


## Wires from CAN



## Wires from Power Cord

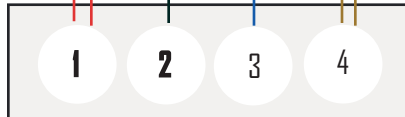


2 Prong  
2 Positions  
PQ205 SPST



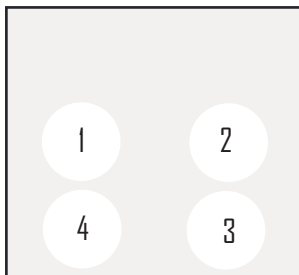
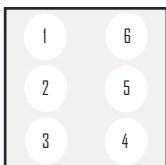
Horizontal Oscillating Switch  
No Vertical Oscillation on this  
model (diagram/actual layout)

ON / OFF Switch  
(diagram layout)



\*Note: 5yrs and older Ball Bucket machines combine PQ205 and PQ207 into PQ206 DPDT (see diagram below)

ON / OFF -  
Oscillation Switch  
(Actual layout)  
6 Prong 3 Position Switch  
PQ206 DPDT



ON / OFF Switch  
(Actual Layout)  
4 Prong 2 Position  
PQ207 DPST

 = Wire Connector  
(color may vary)

115v 60hz Terminal  
(use inside USA)

Common

230v 50hz Terminal  
(do not use in USA)

## Horizontal Oscillating Motor